



Masted  
trucks

## MH 20/25 - 4 T Buggie

### Compact trucks with 4 wheel drive

- Capacity 2000 kg and 2500 kg
- Overall height: less than 2 metres
- Semi-Rough-Terrain

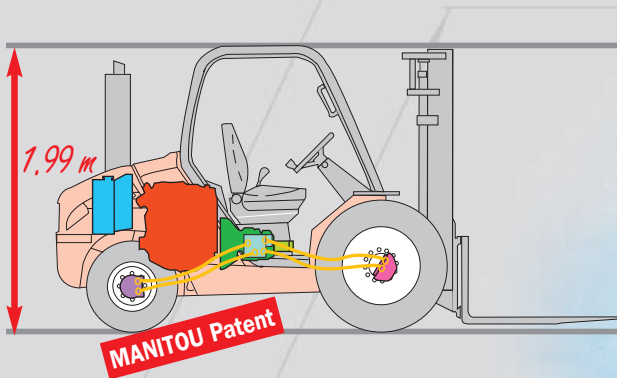


## MH 20/MH 25 - 4 T Buggie,

With the experience of its exclusive innovative design for the MSI, its extremely stable and versatile semi-industrial truck, MANITOU is now offering the compact MH20/25 - 4 T Buggies with 4 permanent drive wheels.

- **The compact design enables you to work in restricted spaces**


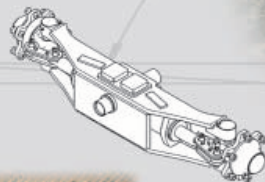
The MH's patented design has enabled an exceptionally compact truck to be designed (less than 2 metres high) with easy, no step, access to the cab.



The 4 wheel-engines give the MH good driveability for applications on slopes or unconsolidated ground. The MHs are real semi-rough-terrain compact trucks.

- **The manoeuvrability of the MHs give extraordinarily flexible working**

The solid bloc steering axle with integral steering cylinder gives an exceptional steering lock for manoeuvring in cramped places.









Ideal for storage areas or narrow sites.



## Mast MH 20/25 - 4 T Buggie - EN 1726 - 1 appendix H

MASTS	TYPE	LIFTING HEIGHT ON FORKS (mm)	OVERALL HEIGHT MAST LOWERED (mm)	FREE LIFT ON FORKS (mm)	OVERALL HEIGHT MAST EXTENDED (mm)	HEIGHT AT MAX. CAPACITY (mm)		CAPACITY AT MAX. HEIGHT (kg)		MAST TILTING ANGLE Front/Rear	
						With side shift carriage	Without side shift carriage	With side shift carriage	Without side shift carriage		
DUPLEX TOTAL VISIBILITY	3.00 m	MH 20 - 4T MH 25 - 4T	3030	2145	130	3831	3000 3000	3000 3000	2000 2400	2000 2500	10/12°
	3.30 m	MH 20 - 4T MH 25 - 4T	3330	2295	130	4131	3300 3300	3300 3300	2000 2400	2000 2500	10/12°
	3.50 m	MH 20 - 4T MH 25 - 4T	3530	2395	130	4331	3300 3300	3300 3300	1800 1800	1800 1900	10/12°
	3.70 m	MH 20 - 4T MH 25 - 4T	3730	2555	130	4531	3300 3300	3300 3300	1600 1800	1600 1900	10/12°
	4.00 m	MH 20 - 4T MH 25 - 4T	4030	2745	130	4831	3300 3300	3300 3300	1500 1350	1500 1550	10/12°
	4.50 m	MH 20 - 4T MH 25 - 4T	4530	2995	130	5331	3300 3300	3300 3300	1100 1000	1100 1100	10/12°
TRIPLEX Without Free lift	3.30 m	MH 20 - 4T MH 25 - 4T	3340	1990	-	4070	3300 3300	3300 3300	2000 2400	2000 2500	10/12°
TRIPLEX FREE LIFT	3.70 m	MH 20 - 4T MH 25 - 4T	3740	1990	1216	4469	3300 3300	3300 3300	1600 1800	1600 1900	10/12°
	4.00 m	MH 20 - 4T MH 25 - 4T	4040	2045	1316	4769	3300 3300	3300 3300	1500 1350	1500 1550	10/12°
	4.30 m	MH 20 - 4T MH 25 - 4T	4340	2145	1416	5069	3300 3300	3300 3300	1200 1100	1200 1250	10/12°
	4.70 m	MH 20 - 4T MH 25 - 4T	4740	2295	1566	5469	3300 3300	3300 3300	1000 900	1000 1000	10/12°

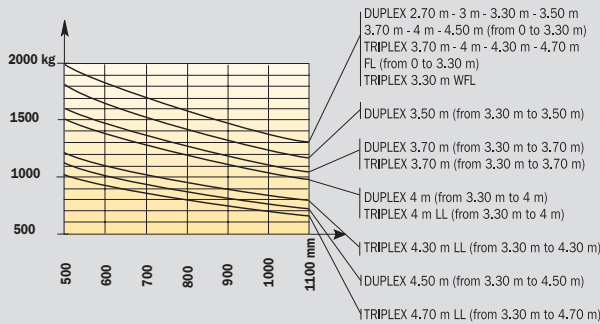
## Tyres MH 20/25 - 4 T Buggie

	Range		Type	Tyre width (mm)	Overall width (mm)	Profile
Standard	Agricultural	Front	275/80 R20 XM 27	280	1440	
	Mixed	Rear	27.10 - 12 14PR IC 30	275	1439	
Options	Mixed	Front	10.5 R 20 MPT 80 14PR 134 G	266	1440	
	Mixed large	Front	10.5 R 20 MPT 80 14PR 134 G	266	1522	
		Front	15.5/55 R 18 SP PG7 14 PR	374	1540	
	Mixed extra large	Front	15.5/55 R 18 SP PG7 14 PR	374	1650	

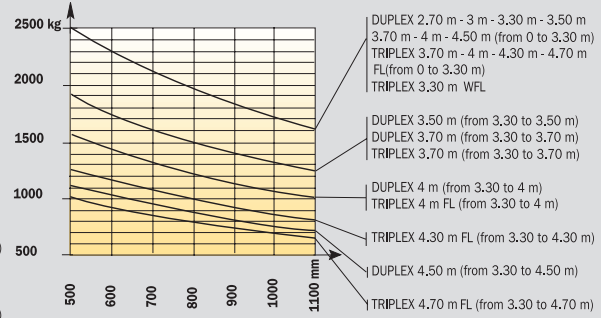
## Load charts MH 20/25 - 4 T Buggie

To standard EN 1726 - 1 appendix H (standard for rough terrain trucks)

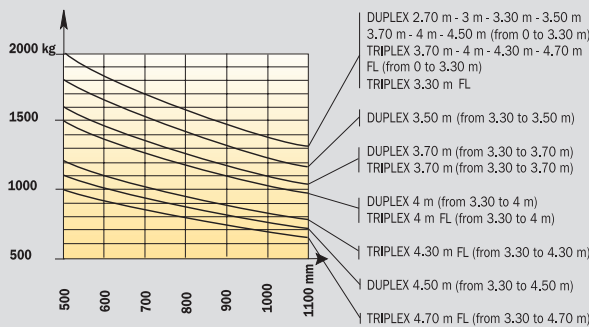
**MH 20 - 4 T Buggie (without Side shift carriage)**



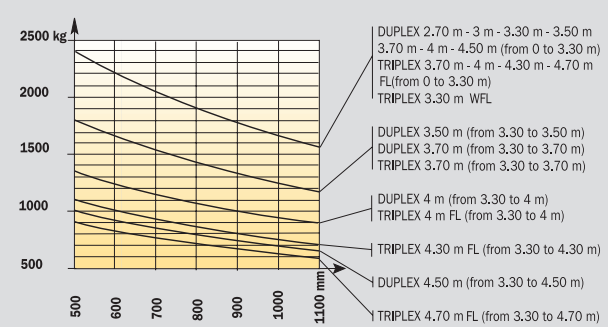
**MH 25 - 4 T Buggie (without Side shift carriage)**



**MH 20 - 4 T Buggie (with Side shift carriage)**

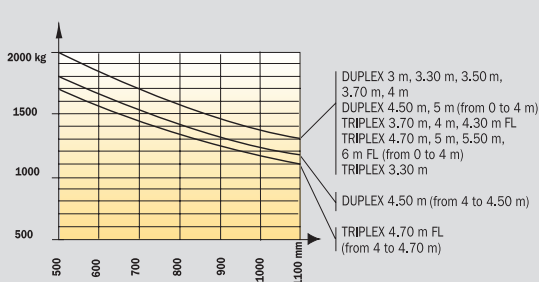


**MH 25 - 4 T Buggie (with Side shift carriage)**

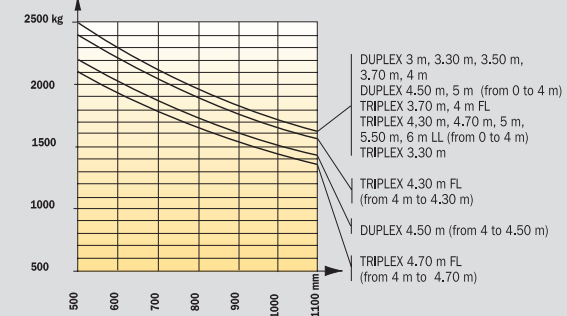


To standard EN 1726 - 1 ISO 1074 (standard for industrial trucks)

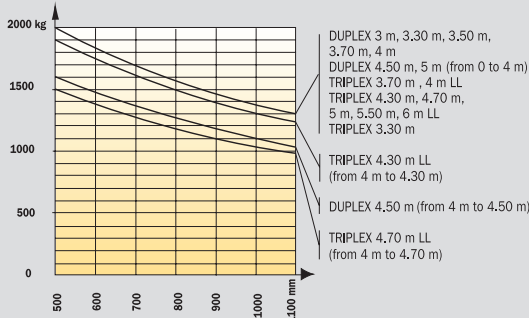
**MH 20 - 4 T Buggie (without Side shift carriage)**



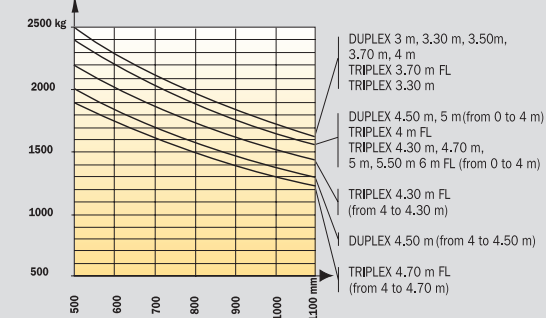
**MH 25 - 4 T Buggie (without Side shift carriage)**



**MH 20 - 4 T Buggie (with Side shift carriage)**



**MH 25 - 4 T Buggie (with Side shift carriage)**



## compact models with 4 wheel drive

### • The ergonomically designed driver's compartment makes life easier for you

In the standard version, the tilting cab has a front windscreen and rear window. MHs can be fitted with an optional enclosed cab (overall cab height = 2.10 m).

The driver's compartment is accessible from either side without a step, to make getting in and out easier. A cross-shaped lever operation controls most movements and a second lever controls hydraulic attachments such as the Sideshift carriage, grab etc.

#### A practical dashboard brings together several controls including:

① - A differential lock to divide the flow between the front and rear wheels.



② - An electro-hydraulic control to lift the cab and give access to the mechanical parts for maintenance.



### • The MH's stability brings you total safety

The rear tilt of the mast (12°) combined with the truck's very low centre of gravity gives good stability when loaded.

In addition, the MHs can be fitted with a bucket with good tearout force (2750 daN).



**MH 20 - 4 T Buggie  
MH 25 - 4 T Buggie**

**Load capacity**  
MH 20 - 4 T Buggie .....2000 kg  
MH 25 - 4 T Buggie .....2500 kg  
at 500 mm load centre

**Standard lifting height** .....3.30 m

**Tyres**  
Front .....275/80 R20 XM 27 Tubeless  
Rear .....27.10 - 12 14 PR IC 30

**Forks (mm)**  
Length .....1100  
Width x thickness .....100 x 40  
Maximum distance between outside of forks .....1260

**Brakes hydraulically operated oil-immersed multidiscs**

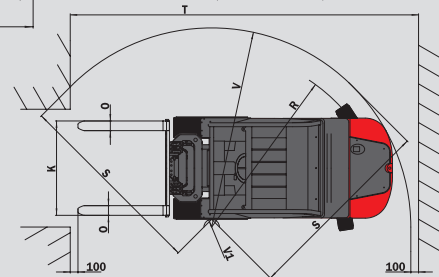
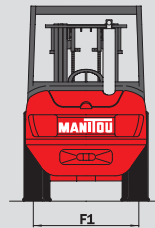
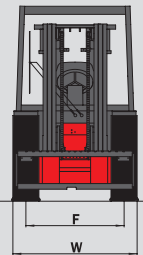
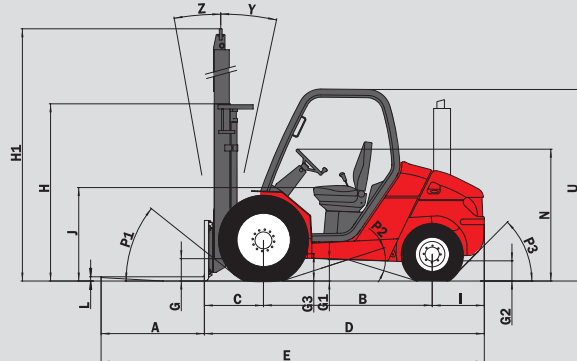
**Perkins engine**  
Type .....903.27 T  
Capacity .....3 cylinders - 2700 cm<sup>3</sup>  
Power (ISO TR 14396) .....63 HP/47 kw  
Maximum torque .....242 Nm at 1400 r.p.m.  
Direct injection  
Water cooled

**Transmission .....HYDROSTATIC**  
Wheel drive .....4  
Electro-hydraulic reversing shift  
Hydraulic motors for front wheels .....Rexroth  
Hydraulic motors for rear wheels .....Poclairn  
Speed forward/reverse .....1/1  
Maximum travel speed .....15 km/h  
Differential lock: by dividing the hydraulic flow between front and rear

**Hydraulics**  
Main gear pump  
MH 20 - 4 T .....145 bar/73 l/mn  
MH 25 - 4 T .....180 bar/73 l/mn  
Steering pump .....125 bar/73 l/mn

**Capacities**  
Cooling system .....9 l.  
Engine oil .....6.2 l.  
Transmission oil .....95 l.  
Fuel tank .....73.5 l.

**Weight unladen (with forks)**  
MH 20 - 4 T .....4040 kg  
MH 25 - 4 T .....4340 kg  
**Overall width** .....1.44 m  
**Overall height (overhead guard)** .....1.99 m  
**Overall length** .....4.04 m  
**Ground clearance** .....260 mm



	MH 20-4T	MH 25-4 T
A	1100	1100
B	1800	1800
C	625	625
D	2945	2945
E	4045	4045
F	1160	1160
F1	1164	1164
G	275	275
G*	245	245
G1	260	260
G1*	260	260
G2	215	215
G2*	230	230
G3	270	270
H	1835	1835
H*	1945	1945
H1	4070	4070
H1*	4470	4470
I	520	520
J	1025	1025
K	1260	1260
L	40	40
N	1450	1450
O	100	100
P1	49.5°	49.5°
P2	40.5°	40.5°
P3	44°	44°
R	3045	3045
S	2500	2500
T	5090	5090
U	1990	1990
U*		
V	3265	3265
V1	1080	1080
W	1440	1440
Y	12°	12°
Z	10°	10°

**Standard**

- Tilting driver's cab (Electro-hydraulic lift)
- Front and rear windscreen
- Seat-belt
- Hourmeter
- Front and rear windscreen-wiper
- Hydraulic differential with electro-hydraulic control
- Lockable parking brake switch
- Reversing shift on steering column
- ...

**Options**

- Road lights
- Stop lights
- Working lights
- Reversing lights
- Interior rear-view mirror
- Rotating beacon
- Screen guard
- Enclosed cab with heating
- Reverse Alarm
- Various attachments such as buckets, TDL, grabs etc.

This publication in no way constitutes an offer and the company reserve the right to alter specification without prior notice. The MANITOU models presented in this brochure can be supplied complete with optional equipment attachments.

mm G\* - G1\* - G2\* : under load  
H - H1 - R : standard  
H\* - H1\* : 3.70 m mast option  
U\* : with enclosed cab